

PAPER DOLLS SEW-ALONG—BLOCK #31


Brought to you by the lovely people at Theruoweb.




The Red Boot Quilt Company

PAPER DOLLS—BLOCK 31

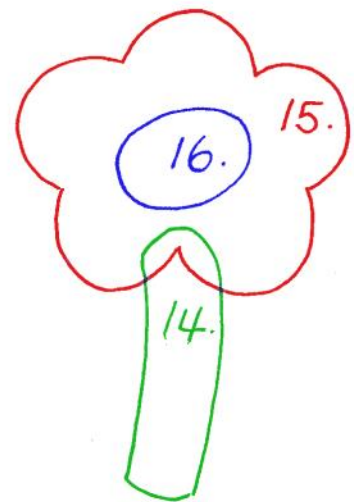
© Antonie Alexander, The Red Boot Quilt Company 2020



Backstitch the mouth and the leg lines.



• Do not applique the flower to the block yet! See last instalment for instructions.



Tip!
The numbers represent the order in which the appliqué shapes are fused together.

* therm.o.web

adhesives, interfacing and more...



This is a free pattern provided by
© The Red Boot Quilt Company 2020
STRICTLY NOT FOR RESALE OR DISTRIBUTION

* therm.o.web

adhesives, interfacing and more...